

Name \_\_\_\_\_

Date \_\_\_\_\_

## Understanding Numeric Patterns and Non-Numeric Patterns - Independent Practice Worksheet

Complete all the problems.

1) Examine the number patterns below.

a. 2, 7, 12, 17, 22 ...

Write the next three numbers in the pattern. \_\_\_\_\_, \_\_\_\_\_, \_\_\_\_\_.

How do you know which numbers came next? \_\_\_\_\_

2) Examine the number patterns below.

a. 3, 10, 17, 24, 31 ...

Write the next three numbers in the pattern. \_\_\_\_\_, \_\_\_\_\_, \_\_\_\_\_.

How do you know which numbers came next? \_\_\_\_\_

3) Examine the number patterns below.

a. 12, 21, 30, 39, 48 ...

Write the next three numbers in the pattern. \_\_\_\_\_, \_\_\_\_\_, \_\_\_\_\_.

How do you know which numbers came next? \_\_\_\_\_

4) A number pattern follows this sequence:

a. Add 5

b. Subtract 3

c. Multiply by 2 and repeat sequence.

If the pattern starts after the number below, fill in the next 6 numbers.

4						
---	--	--	--	--	--	--



Name \_\_\_\_\_

Date \_\_\_\_\_

5) A number pattern follows this sequence:

- a. Add 4
- b. Subtract 5
- c. Multiply by 3 and repeat sequence.

If the pattern starts after the number below, fill in the next 6 numbers.

6						
---	--	--	--	--	--	--


6) A number pattern follows this sequence:

- a. Add 6
- b. Subtract 4
- c. Multiply by 3 and repeat sequence.


If the pattern starts after the number below, fill in the next 6 numbers.

3						
---	--	--	--	--	--	--

7) Look at the colored shape patterns carefully. Follow the pattern and color the last shape:




8) Look at the colored shape patterns carefully. Follow the pattern and color the last shape:



Name \_\_\_\_\_

Date \_\_\_\_\_

9) Look at the colored shape patterns carefully. Follow the pattern and color the last shape:



10) Look at the colored shape patterns carefully. Follow the pattern and color the last shape:

